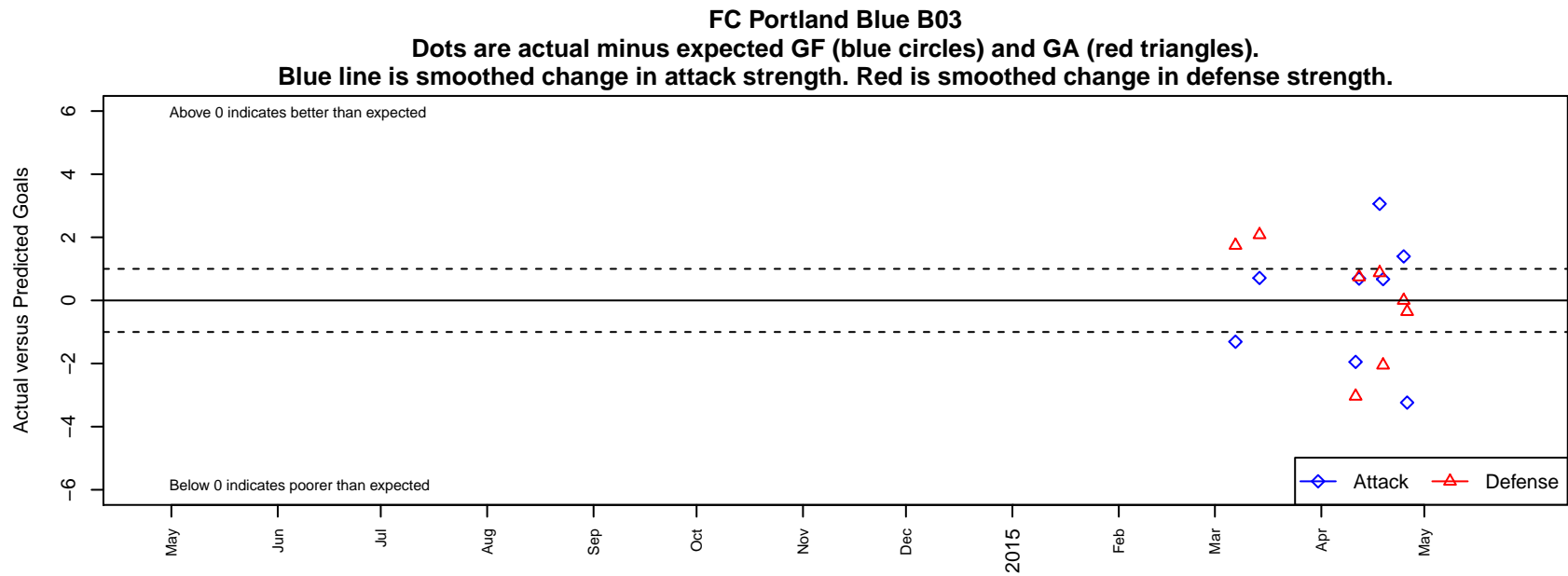


FC Portland Blue B03

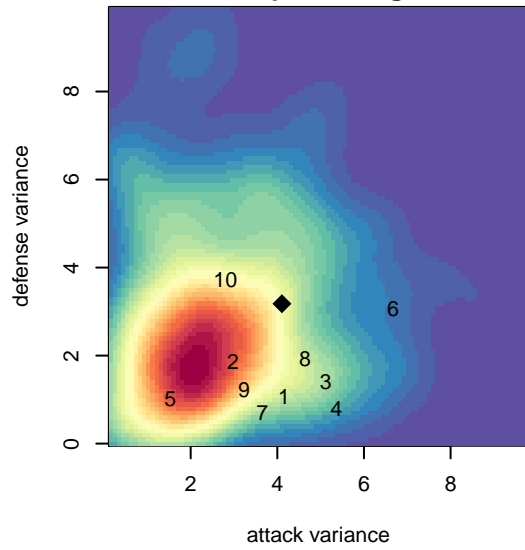
FC Portland
Portland, OR
B03 total strength=163
attack=0.19 defense=0.06
spr league = Spr OPL Umpqua Div U11

alt names used:
FC Portland Academy 2003 Boys Blue

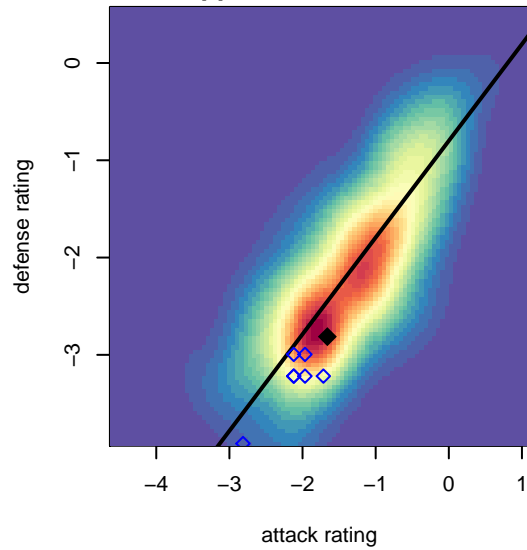
Venues played:
2014 Spr OPL Umpqua Division U11



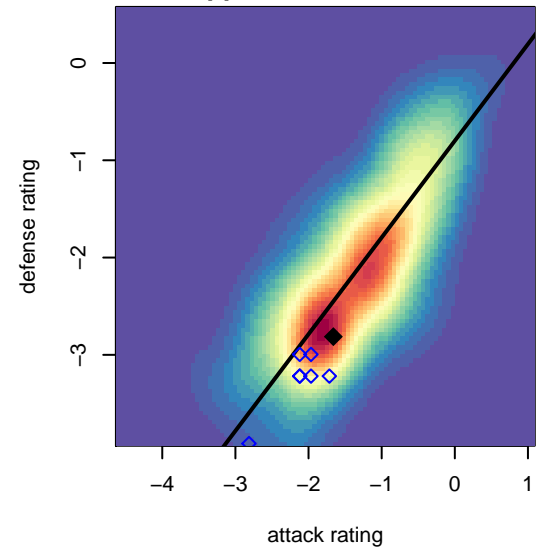
**attack and defense variance (black dot)
relative to other teams
and top 10 in region**



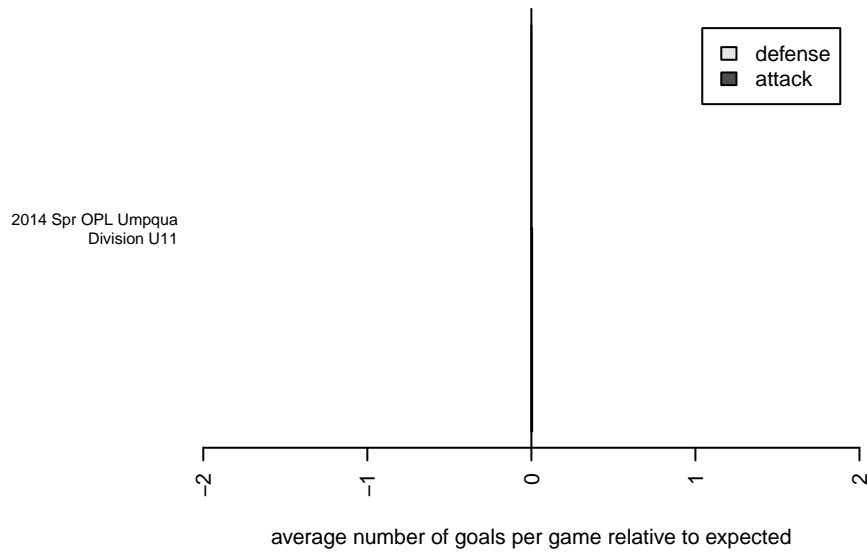
**attack and defense rating
relative to others at age
and all opponents in last 13 months**



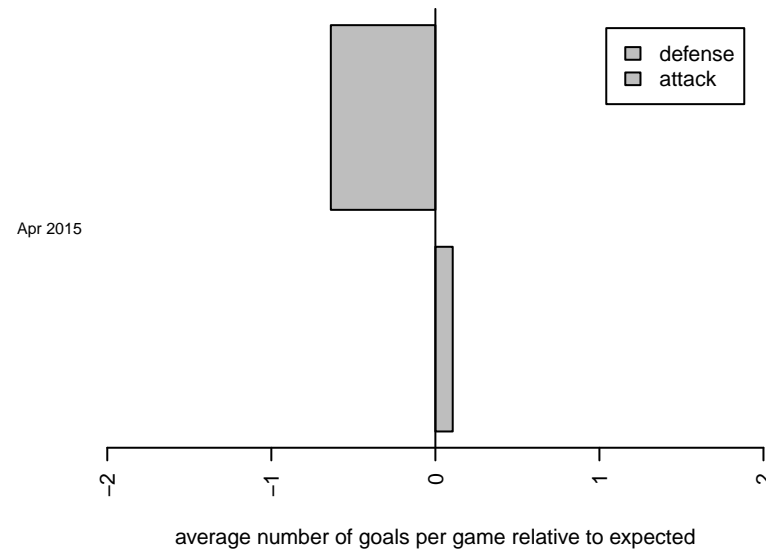
**attack and defense rating
relative to others at age
and all opponents in last 13 months**



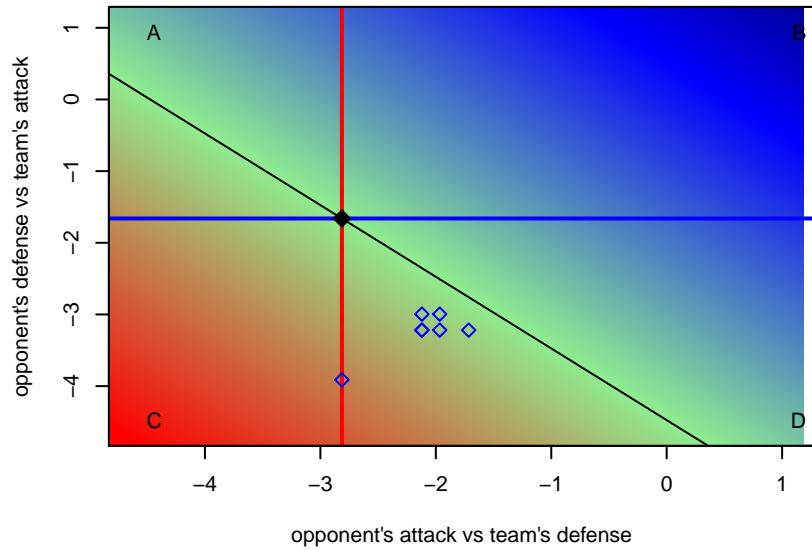
Performance relative to 13 month average



Performance relative to 13 month average



Distribution of opponents
 Red = Lose zone, Blue = Win zone, Green = Even
 Black line separates win/lose zones



lot. A=Neither has attack advantage, B=Opponent has both attack and defense advantage, C=Opponent has both attack and defense disadvantage, D=Both have

date	home		away		venue	pred.home	pred.away
2015-04-26	FC Portland Blue B03	1	SESC Dragons White B03	2	2014 Spr OPL Umpqua Division U11	4.24	1.65
2015-04-25	Crossfire Oregon LOSC Black II B03	1	FC Portland Blue B03	9	2014 Spr OPL Umpqua Division U11	1.00	7.61
2015-04-19	FC Portland Red B03	4	FC Portland Blue B03	5	2014 Spr OPL Umpqua Division U11	1.95	4.33
2015-04-18	FC Portland Blue B03	8	FC Salmon Creek Blue B03	2	2014 Spr OPL Umpqua Division U11	4.94	2.88
2015-04-12	Foothills SC Celtic Green B03	1	FC Portland Blue B03	6	2014 Spr OPL Umpqua Division U11	1.74	5.31
2015-04-11	THUSC Helium B03	5	FC Portland Blue B03	3	2014 Spr OPL Umpqua Division U11	1.96	4.95
2015-03-14	FC Portland Blue B03	5	WUSC Barcelona Red B03	0	2014 Spr OPL Umpqua Division U11	4.29	2.08
2015-03-07	FC Portland Blue B03	4	Foothills SC Celtic Green B03	0	2014 Spr OPL Umpqua Division U11	5.31	1.74